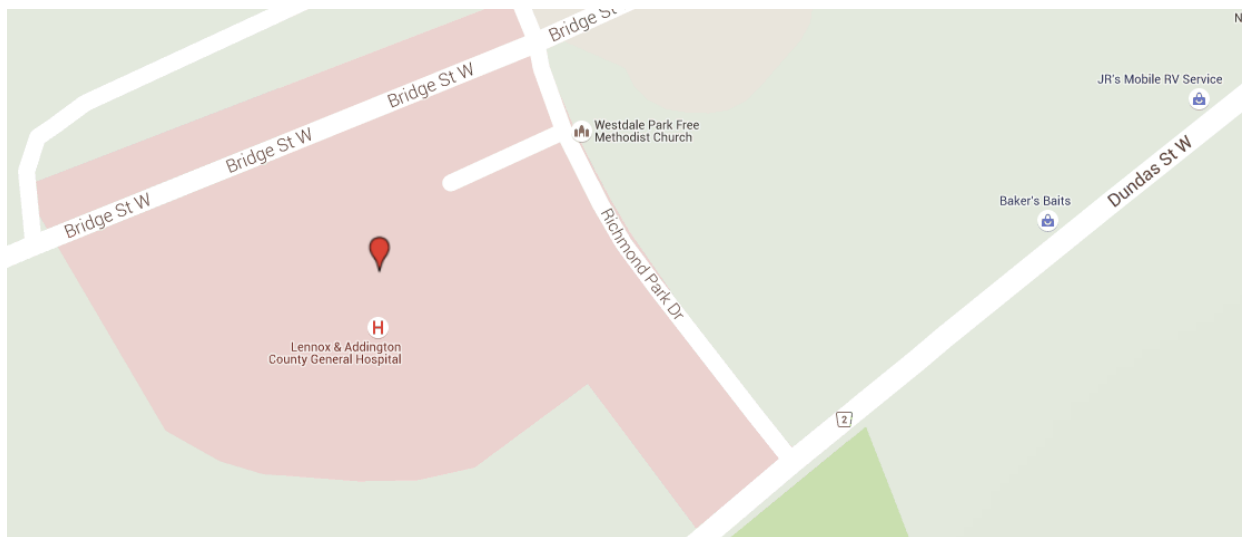


Entry Rules for Napane Photo Club's 2019 Print Exhibition

1. Use the online entry form¹ to record your entries. **Please submit the details for each of your prints by Friday, Sept. 21, 2019** to leave time for the exhibition committee to prepare brochures and publicity for the show.
2. The Lennox and Addington County General Hospital's gallery space is again the place for this year's print exhibition. Just follow those blue hospital signs to find it at 8 Richmond Park Drive, Napane.



Framed images **must be received** at the hospital in the Airhart conference room **by the deadline of Thursday, Oct.3, 2019 between 8AM and 9:30 AM** and must also be picked up promptly at the end of the exhibition **on Friday November 15th, preferably before 9:00 am since another show will be setting up.. There will be no exceptions to the deadline.**

3. **A maximum of 3 prints may be submitted for the exhibition.**

Entries:

- may be all in one category or any assortment of the four categories listed below.
 - may be from any time (i.e. there is no restriction on when the photograph was taken.)
 - may have won an award in an outside competition.
 - may not have been exhibited in any previous Napane Photo Club *exhibition* but may have been entered in a Napane Photo Club *competition*.
4. The hospital gallery can accommodate 60 to 70 prints, placed two frames high in landscape orientation. Each print that is submitted in portrait orientation reduces the total exhibition space by one print, so please be considerate in selecting portrait-oriented images.
 5. Images do not have to have been printed by the photographer.

¹ The entry form will be available on the club's website at NapanePhotoClub.ca

6. There are **four categories**:

Colour Pictorial	Altered Reality	Monochrome	Nature
-a general category -indoor & outdoor settings, people, portraits; scenery, architecture, structures, still life, etc.	-digitally manipulated or abstract images that represent an innovative technique. Original image must have been taken by the photographer with a camera.	-generally black and white but sepia and other tones may be used in an image of a single hue.	-restricted to all things that are wild and not showing human influence. Titles should use scientific names if possible but common names are acceptable.


7. The Altered Reality category includes, but is not limited to, digitally enhanced, impressionistic and abstract prints. Images that present an obvious departure from the normal perception of reality should be entered in the Altered Reality category.

8. All components of the image must have been taken by the photographer with a film or digital camera. This eliminates the fabrication of image components using digital software but allows cropping and digital manipulation before printing.


Digital manipulation of a photograph to enhance its appearance is acceptable in any entry. Manipulation includes: use of high dynamic range; focus stacking; removing distracting elements; altering colour, saturation, brightness; changing or removing backgrounds; and the use of Photoshop or similar software.

In the nature category the intent of manipulation is to enhance the natural appearance of the original photographic scene without substantially altering its content. Black and white photographs are not allowed in the nature category. The monochrome category provides the opportunity for these photos.

9. Images must be matted, covered by glass and presented in a 16"x 20" metal frame. (The frame style shown here is preferred.)



10. Ensure that, when it is pulled tight at the centre, the hanging wire sits (2") two inches from the top of the frame. Please pay particular attention to getting the hanging wire in the right place: it makes the job of hanging all the prints much easier if no adjustments are needed.



11. **Prints must cover an area of at least 60 square inches and the print mat must have a border of at least 1” between the metal frame and the print.** Mats of any colour are acceptable but white, off-white, neutral or black are often the best choice, and they must be clean and professionally cut.
12. Ensure that the underside of the glass is clean. Chipped or cracked glass will not be accepted. Glass must not be loose in the frame.
13. Affix ID labels provided by organizing team, (indicating photographer, image title and category) on the back of the frame in the top right corner.
14. Each image in the show will have its photographer, title, category and, if for sale, its price displayed on a separate card beside the framed print. The printed program will also include these details.
15. Again this year members intend to donate to the Lennox and Addington County General Hospital Foundation 25 % of the price of any work that is sold as a result of the exhibition.
16. No images of nudes or inappropriate subject matter will be accepted.